



ROUTERS

C1 - C6

DIAMOND PATTERN ROUTERS C2 - C5

SERIES 2120	1/32" - 1/4" Dia.	Up Cut	C2
SERIES 2120	0.80mm - 8.00mm Dia.	Up Cut	C3
SERIES 2121	1/32" - 1/4" Dia.	Down Cut	C4
SERIES 2121	0.80mm - 8.00mm Dia.	Down Cut	C5

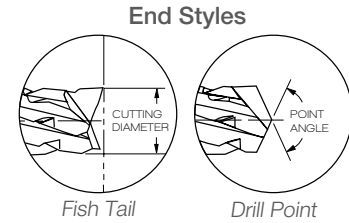
CHIPBREAKER PATTERN ROUTERS C6

SERIES 2320	1/32" - 1/8" Dia.	Up Cut	C6
SERIES 2320	0.80mm - 8.00mm Dia.	Up Cut	C6

UP CUT

DIAMOND PATTERN ROUTER BITS
CFRP, FIBERGLASS, AND COMPOSITE MATERIALS

1/32" - 1/4" DIAMETER
Sub Micron Grain Carbide
Chips Exhausted Upwards
DLC is Amorphous Diamond



UP CUT (Inch Sizes)

Dimensions (in)				End Style	Uncoated		DLC* Coating		CVD Diamond	
D	d	ℓ	L		Part Number	Stock	Part Number	Stock	Part Number	Stock
1/32	1/8	0.255	1 1/2	Fish Tail	2120-0312.255F	●	2120-0312D255F	●	2120-0312V255F	●
1/32	1/8	0.255	1 1/2	Drill Point	2120-0312.255D	●	2120-0312D255D	●	2120-0312V255D	●
3/64	1/8	0.255	1 1/2	Fish Tail	2120-0469.255F	●	2120-0469D255F	●	2120-0469V255F	●
3/64	1/8	0.255	1 1/2	Drill Point	2120-0469.255D	●	2120-0469D255D	●	2120-0469V255D	●
1/16	1/8	0.255	1 1/2	Fish Tail	2120-0625.255F	●	2120-0625D255F	●	2120-0625V255F	●
1/16	1/8	0.255	1 1/2	Drill Point	2120-0625.255D	●	2120-0625D255D	●	2120-0625V255D	●
3/32	1/8	0.395	1 1/2	Fish Tail	2120-0938.395F	●	2120-0938D395F	●	2120-0938V395F	●
3/32	1/8	0.395	1 1/2	Drill Point	2120-0938.395D	●	2120-0938D395D	●	2120-0938V395D	●
1/8	1/8	0.500	1 1/2	Fish Tail	2120-1250.500F	●	2120-1250D500F	●	2120-1250V500F	●
1/8	1/8	0.500	1 1/2	Drill Point	2120-1250.500D	●	2120-1250D500D	●	2120-1250V500D	●
3/16	3/16	0.625	2	Fish Tail	2120-1875.2625F	●	2120-1875D2625F	●	2120-1875V2625F	●
3/16	3/16	0.625	2	Drill Point	2120-1875.2625D	●	2120-1875D2625D	●	2120-1875V2625D	●
1/4	1/4	0.750	2	Fish Tail	2120-2500.2750F	●	2120-2500D2750F	●	2120-2500V2750F	●
1/4	1/4	0.750	2	Drill Point	2120-2500.2750D	●	2120-2500D2750D	●	2120-2500V2750D	●
1/4	1/4	0.750	2 1/2	Fish Tail	2120-2500.3750F	●	2120-2500D3750F	●	2120-2500V3750F	●
1/4	1/4	0.750	2 1/2	Drill Point	2120-2500.3750D	●	2120-2500D3750D	●	2120-2500V3750D	●
1/4	1/4	1.000	3	Fish Tail	2120-2500.4100F	●	2120-2500D4100F	●	2120-2500V4100F	●
1/4	1/4	1.000	3	Drill Point	2120-2500.4100D	●	2120-2500D4100D	●	2120-2500V4100D	●

*DLC is Amorphous Diamond

SERIES 2120 WORKPIECE MATERIAL															
Coating	P Steel ~30HRC	P Steel 30-40HRC	H Hardened Steel ~55HRC	H Hardened Steel ~68HRC	M Stainless Steel	K Cast Iron	N Aluminum	N Graphite	N Copper Alloy	N CFRP	N Plastic	N Thermoset Plastic	N High Density Plastic	S Nickel / Cobalt	S Titanium Alloy
CVD Diamond							☆	★		★					
DLC							☆	☆		☆					
Uncoated							☆		★	★	☆	☆	☆		

★ : Priority ☆ : Applicable Materials

Symbol Descriptions [Page vii](#)

UP CUT

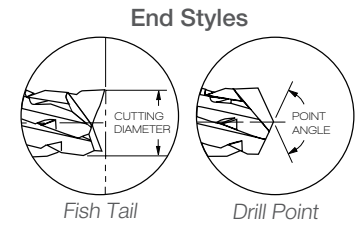
DIAMOND PATTERN ROUTER BITS
CFRP, FIBERGLASS, AND COMPOSITE MATERIALS

0.80mm - 8.00mm DIAMETER

Sub Micron Grain Carbide

Chips Exhausted Upwards

DLC is Amorphous Diamond



UP CUT (Metric Sizes)

Dimensions (mm)				End Style	Uncoated		DLC* Coating		CVD Diamond	
D	dh6	l	L		Part Number	Stock	Part Number	Stock	Part Number	Stock
0.80	3	4	38	Fish Tail	2120-0315.157F	●	2120-0315D157F	●	2120-0315V157F	●
0.80	3	4	38	Drill Point	2120-0315.157D	●	2120-0315D157D	●	2120-0315V157D	●
1.00	3	5	38	Fish Tail	2120-0394.197F	●	2120-0394D197F	●	2120-0394V197F	●
1.00	3	5	38	Drill Point	2120-0394.197D	●	2120-0394D197D	●	2120-0394V197D	●
1.50	3	8	38	Fish Tail	2120-0591.315F	●	2120-0591D315F	●	2120-0591V315F	●
1.50	3	8	38	Drill Point	2120-0591.315D	●	2120-0591D315D	●	2120-0591V315D	●
2.00	3	9	38	Fish Tail	2120-0787.354F	●	2120-0787D354F	●	2120-0787V354F	●
2.00	3	9	38	Drill Point	2120-0787.354D	●	2120-0787D354D	●	2120-0787V354D	●
3.00	3	12	38	Fish Tail	2120-1181.472F	●	2120-1181D472F	●	2120-1181V472F	●
3.00	3	12	38	Drill Point	2120-1181.472D	●	2120-1181D472D	●	2120-1181V472D	●
4.00	4	15	40	Fish Tail	2120-1575.591F	●	2120-1575D591F	●	2120-1575V591F	●
4.00	4	15	40	Drill Point	2120-1575.591D	●	2120-1575D591D	●	2120-1575V591D	●
5.00	5	20	50	Fish Tail	2120-1968.787F	●	2120-1968D787F	●	2120-1968V787F	●
5.00	5	20	50	Drill Point	2120-1968.787D	●	2120-1968D787D	●	2120-1968V787D	●
6.00	6	20	50	Fish Tail	2120-2362.787F	●	2120-2362D787F	●	2120-2362V787F	●
6.00	6	20	50	Drill Point	2120-2362.787D	●	2120-2362D787D	●	2120-2362V787D	●
8.00	8	25	63	Fish Tail	2120-3150.984F	●	2120-3150D984F	●	2120-3150V984F	●
8.00	8	25	63	Drill Point	2120-3150.984D	●	2120-3150D984D	●	2120-3150V984D	●

*DLC is Amorphous Diamond

SERIES 2120 WORKPIECE MATERIAL															
Coating	P	P	H	H	M	K	N	N	N	N	N	N	S	S	
	Steel ~30HRC	Steel 30-40HRC	Hardened Steel ~55HRC	Hardened Steel ~68HRC	Stainless Steel	Cast Iron	Aluminum	Graphite	Copper Alloy	CFRP	Plastic	Thermoset Plastic	High Density Plastic	Nickel / Cobalt	Titanium Alloy
CVD Diamond							☆	★		★					
DLC							☆	☆		☆					
Uncoated							☆		★	★	☆	☆	☆		

★ : Priority ☆ : Applicable Materials

Symbol Descriptions [Page vii](#)

● : U.S. Stock Standard
■ : NOT STOCKED - Call for Delivery
▲ : Coming Soon

(U.S.) 1.888.848.8449
(International) 001.714.428.3636
Pricing & Availability at KyoceraPrecisionTools.com

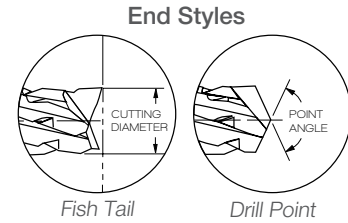
DRILLS **A**
 END MILLS **B**
 ROUTERS **C**
 THREAD MILLS & TAPS **D**
 ENGRAVERS **E**
 BORING BARS **F**
 REAMERS **G**
 SAWS **H**
 TECHNICAL **I**
 INDEX **J**

DOWN CUT

DIAMOND PATTERN ROUTER BITS
CFRP, FIBERGLASS, AND COMPOSITE MATERIALS

1/32" - 1/4" DIAMETER

Sub Micron Grain Carbide
Chips Exhausted Downwards
DLC is Amorphous Diamond



DOWN CUT (Inch Sizes)

Dimensions (in)				End Style	Uncoated		DLC* Coating		CVD Diamond	
D	d	ℓ	L		Part Number	Stock	Part Number	Stock	Part Number	Stock
1/32	1/8	0.255	1 1/2	Fish Tail	2121-0312.255F	●	2121-0312D255F	●	2121-0312V255F	●
1/32	1/8	0.255	1 1/2	Drill Point	2121-0312.255D	●	2121-0312D255D	●	2121-0312V255D	●
3/64	1/8	0.255	1 1/2	Fish Tail	2121-0469.255F	●	2121-0469D255F	●	2121-0469V255F	●
3/64	1/8	0.255	1 1/2	Drill Point	2121-0469.255D	●	2121-0469D255D	●	2121-0469V255D	●
1/16	1/8	0.255	1 1/2	Fish Tail	2121-0625.255F	●	2121-0625D255F	●	2121-0625V255F	●
1/16	1/8	0.255	1 1/2	Drill Point	2121-0625.255D	●	2121-0625D255D	●	2121-0625V255D	●
3/32	1/8	0.395	1 1/2	Fish Tail	2121-0938.395F	●	2121-0938D395F	●	2121-0938V395F	●
3/32	1/8	0.395	1 1/2	Drill Point	2121-0938.395D	●	2121-0938D395D	●	2121-0938V395D	●
1/8	1/8	0.500	1 1/2	Fish Tail	2121-1250.500F	●	2121-1250D500F	●	2121-1250V500F	●
1/8	1/8	0.500	1 1/2	Drill Point	2121-1250.500D	●	2121-1250D500D	●	2121-1250V500D	●
3/16	3/16	0.625	2	Fish Tail	2121-1875.2625F	●	2121-1875D2625F	●	2121-1875V2625F	●
3/16	3/16	0.625	2	Drill Point	2121-1875.2625D	●	2121-1875D2625D	●	2121-1875V2625D	●
1/4	1/4	0.750	2	Fish Tail	2121-2500.2750F	●	2121-2500D2750F	●	2121-2500V2750F	●
1/4	1/4	0.750	2	Drill Point	2121-2500.2750D	●	2121-2500D2750D	●	2121-2500V2750D	●
1/4	1/4	0.750	2 1/2	Fish Tail	2121-2500.3750F	●	2121-2500D3750F	●	2121-2500V3750F	●
1/4	1/4	0.750	2 1/2	Drill Point	2121-2500.3750D	●	2121-2500D3750D	●	2121-2500V3750D	●
1/4	1/4	1.000	3	Fish Tail	2121-2500.4100F	●	2121-2500D4100F	●	2121-2500V4100F	●
1/4	1/4	1.000	3	Drill Point	2121-2500.4100D	●	2121-2500D4100D	●	2121-2500V4100D	●

*DLC is Amorphous Diamond

SERIES 2121 WORKPIECE MATERIAL

Coating	P Steel ~30HRC	P Steel 30-40HRC	H Hardened Steel ~55HRC	H Hardened Steel ~68HRC	M Stainless Steel	K Cast Iron	N Aluminum	N Graphite	N Copper Alloy	N CFRP	N Plastic	N Thermoset Plastic	N High Density Plastic	S Nickel / Cobalt	S Titanium Alloy
CVD Diamond							☆	★		★					
DLC							☆	☆		☆					
Uncoated							☆		★	★	☆	☆	☆		

★ : Priority ☆ : Applicable Materials

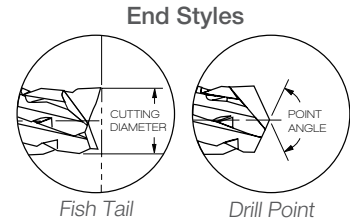
Symbol Descriptions [Page vii](#)

DOWN CUT

DIAMOND PATTERN ROUTER BITS
CFRP, FIBERGLASS, AND COMPOSITE MATERIALS

0.80mm - 8.00mm DIAMETER

Sub Micron Grain Carbide
Chips Exhausted Downwards
DLC is Amorphous Diamond



DOWN CUT (Metric Sizes)

Dimensions (mm)				End Style	Uncoated		DLC* Coating		CVD Diamond	
D	d ^{h6}	ℓ	L		Part Number	Stock	Part Number	Stock	Part Number	Stock
0.80	3	4	38	Fish Tail	2121-0315.157F	●	2121-0315D157F	●	2121-0315V157F	●
0.80	3	4	38	Drill Point	2121-0315.157D	●	2121-0315D157D	●	2121-0315V157D	●
1.00	3	5	38	Fish Tail	2121-0394.197F	●	2121-0394D197F	●	2121-0394V197F	●
1.00	3	5	38	Drill Point	2121-0394.197D	●	2121-0394D197D	●	2121-0394V197D	●
1.50	3	8	38	Fish Tail	2121-0591.315F	●	2121-0591D315F	●	2121-0591V315F	●
1.50	3	8	38	Drill Point	2121-0591.315D	●	2121-0591D315D	●	2121-0591V315D	●
2.00	3	9	38	Fish Tail	2121-0787.354F	●	2121-0787D354F	●	2121-0787V354F	●
2.00	3	9	38	Drill Point	2121-0787.354D	●	2121-0787D354D	●	2121-0787V354D	●
3.00	3	12	38	Fish Tail	2121-1181.472F	●	2121-1181D472F	●	2121-1181V472F	●
3.00	3	12	38	Drill Point	2121-1181.472D	●	2121-1181D472D	●	2121-1181V472D	●
4.00	4	15	40	Fish Tail	2121-1575.591F	●	2121-1575D591F	●	2121-1575V591F	●
4.00	4	15	40	Drill Point	2121-1575.591D	●	2121-1575D591D	●	2121-1575V591D	●
5.00	5	20	50	Fish Tail	2121-1968.787F	●	2121-1968D787F	●	2121-1968V787F	●
5.00	5	20	50	Drill Point	2121-1968.787D	●	2121-1968D787D	●	2121-1968V787D	●
6.00	6	20	50	Fish Tail	2121-2362.787F	●	2121-2362D787F	●	2121-2362V787F	●
6.00	6	20	50	Drill Point	2121-2362.787D	●	2121-2362D787D	●	2121-2362V787D	●
8.00	8	25	63	Fish Tail	2121-3150.984F	●	2121-3150D984F	●	2121-3150V984F	●
8.00	8	25	63	Drill Point	2121-3150.984D	●	2121-3150D984D	●	2121-3150V984D	●

*DLC is Amorphous Diamond

SERIES 2121 WORKPIECE MATERIAL															
Coating	P	P	H	H	M	K	N	N	N	N	N	N	S	S	
	Steel ~30HRC	Steel 30-40HRC	Hardened Steel ~55HRC	Hardened Steel ~68HRC	Stainless Steel	Cast Iron	Aluminum	Graphite	Copper Alloy	CFRP	Plastic	Thermoset Plastic	High Density Plastic	Nickel / Cobalt	Titanium Alloy
CVD Diamond							☆	★		★					
DLC							☆	☆		☆					
Uncoated							☆		★	★	☆	☆	☆		

★ : Priority ☆ : Applicable Materials

Symbol Descriptions [Page vii](#)

● : U.S. Stock Standard
■ : NOT STOCKED - Call for Delivery
▲ : Coming Soon

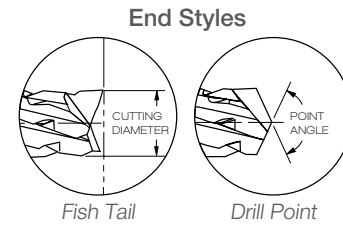
(U.S.) 1.888.848.8449
(International) 001.714.428.3636
Pricing & Availability at KyoceraPrecisionTools.com

DRILLS **A**
 END MILLS **B**
 ROUTERS **C**
 THREAD MILLS & TAPS **D**
 ENGRAVERS **E**
 BORING BARS **F**
 REAMERS **G**
 SAWS **H**
 TECHNICAL **I**
 INDEX **J**

UP CUT

CHIPBREAKER PATTERN ROUTER BITS
CFRP, FIBERGLASS, AND COMPOSITE MATERIALS

1/32" - 1/8" DIAMETER
0.80mm - 8.00mm DIAMETER
Sub Micron Grain Carbide
Chips Exhausted Upwards
For Finer Part Edge Finishes
DLC is Amorphous Diamond



UP CUT (Inch Sizes)

Dimensions (in)				End Style	Uncoated		DLC* Coating		CVD Diamond	
D	d	ℓ	L		Part Number	Stock	Part Number	Stock	Part Number	Stock
1/32	1/8	0.255	1 1/2	Fish Tail	2320-0312.255F	●	2320-0312D255F	●	2320-0312V255F	●
1/32	1/8	0.255	1 1/2	Drill Point	2320-0312.255D	●	2320-0312D255D	●	2320-0312V255D	●
3/64	1/8	0.255	1 1/2	Fish Tail	2320-0469.255F	●	2320-0469D255F	●	2320-0469V255F	●
3/64	1/8	0.255	1 1/2	Drill Point	2320-0469.255D	●	2320-0469D255D	●	2320-0469V255D	●
1/16	1/8	0.255	1 1/2	Fish Tail	2320-0625.255F	●	2320-0625D255F	●	2320-0625V255F	●
1/16	1/8	0.255	1 1/2	Drill Point	2320-0625.255D	●	2320-0625D255D	●	2320-0625V255D	●
3/32	1/8	0.395	1 1/2	Fish Tail	2320-0938.395F	●	2320-0938D395F	●	2320-0938V395F	●
3/32	1/8	0.395	1 1/2	Drill Point	2320-0938.395D	●	2320-0938D395D	●	2320-0938V395D	●
1/8	1/8	0.500	1 1/2	Fish Tail	2320-1250.500F	●	2320-1250D500F	●	2320-1250V500F	●
1/8	1/8	0.500	1 1/2	Drill Point	2320-1250.500D	●	2320-1250D500D	●	2320-1250V500D	●

*DLC is Amorphous Diamond

UP CUT (Metric Sizes)

Dimensions (mm)				End Style	Uncoated		DLC* Coating		CVD Diamond	
D	d ^{h6}	ℓ	L		Part Number	Stock	Part Number	Stock	Part Number	Stock
0.80	3	4	38	Fish Tail	2320-0315.157F	●	2320-0315D157F	●	2320-0315V157F	●
0.80	3	4	38	Drill Point	2320-0315.157D	●	2320-0315D157D	●	2320-0315V157D	●
1.00	3	5	38	Fish Tail	2320-0394.197F	●	2320-0394D197F	●	2320-0394V197F	●
1.00	3	5	38	Drill Point	2320-0394.197D	●	2320-0394D197D	●	2320-0394V197D	●
1.50	3	8	38	Fish Tail	2320-0591.315F	●	2320-0591D315F	●	2320-0591V315F	●
1.50	3	8	38	Drill Point	2320-0591.315D	●	2320-0591D315D	●	2320-0591V315D	●
2.00	3	9	38	Fish Tail	2320-0787.354F	●	2320-0787D354F	●	2320-0787V354F	●
2.00	3	9	38	Drill Point	2320-0787.354D	●	2320-0787D354D	●	2320-0787V354D	●
3.00	3	12	38	Fish Tail	2320-1181.472F	●	2320-1181D472F	●	2320-1181V472F	●
3.00	3	12	38	Drill Point	2320-1181.472D	●	2320-1181D472D	●	2320-1181V472D	●
4.00	4	15	40	Fish Tail	2320-1575.591F	●	2320-1575D591F	●	2320-1575V591F	●
4.00	4	15	40	Drill Point	2320-1575.591D	●	2320-1575D591D	●	2320-1575V591D	●
5.00	5	20	50	Fish Tail	2320-1968.787F	●	2320-1968D787F	●	2320-1968V787F	●
5.00	5	20	50	Drill Point	2320-1968.787D	●	2320-1968D787D	●	2320-1968V787D	●
6.00	6	20	50	Fish Tail	2320-2362.787F	●	2320-2362D787F	●	2320-2362V787F	●
6.00	6	20	50	Drill Point	2320-2362.787D	●	2320-2362D787D	●	2320-2362V787D	●
8.00	8	25	63	Fish Tail	2320-3150.984F	●	2320-3150D984F	●	2320-3150V984F	●
8.00	8	25	63	Drill Point	2320-3150.984D	●	2320-3150D984D	●	2320-3150V984D	●

*DLC is Amorphous Diamond

SERIES 2320 WORKPIECE MATERIAL															
Coating	P Steel ~30HRC	P Steel 30-40HRC	H Hardened Steel ~55HRC	H Hardened Steel ~68HRC	M Stainless Steel	K Cast Iron	N Aluminum	N Graphite	N Copper Alloy	N CFRP	N Plastic	N Thermoset Plastic	N High Density Plastic	S Nickel / Cobalt	S Titanium Alloy
CVD Diamond							☆	★		★					
DLC							☆	☆		☆					
Uncoated							☆		★	★	☆	☆	☆		

★ : Priority ☆ : Applicable Materials

Symbol Descriptions [Page vii](#)